

# Technische Daten Nordkap 70-M

Wandaußenmaß: 500 x 400 cm

Bohlenstärke: 70 mm

Abb. Nordkap 70-L

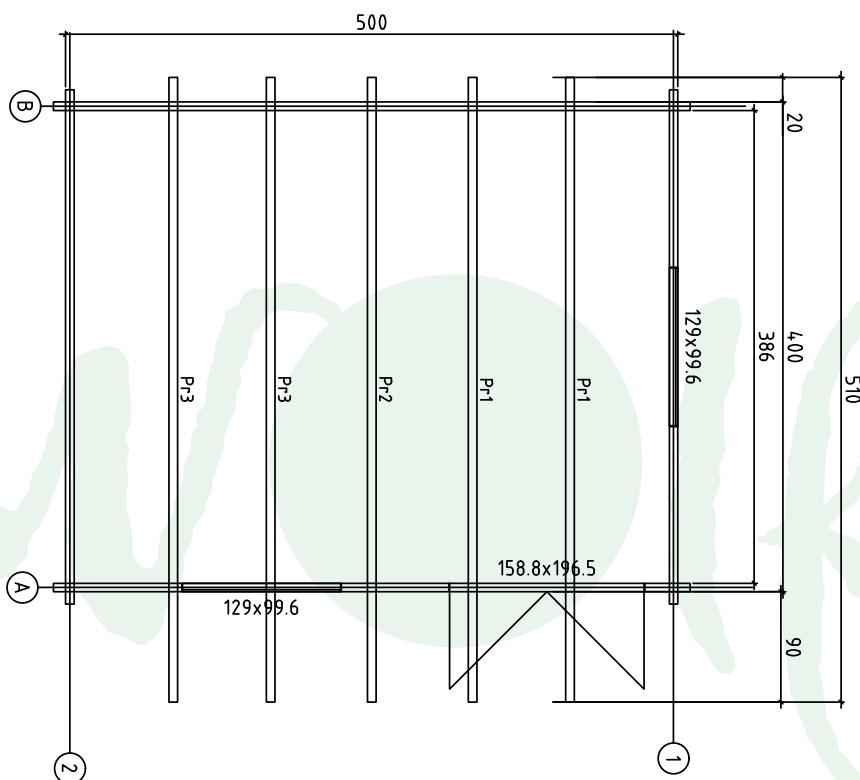
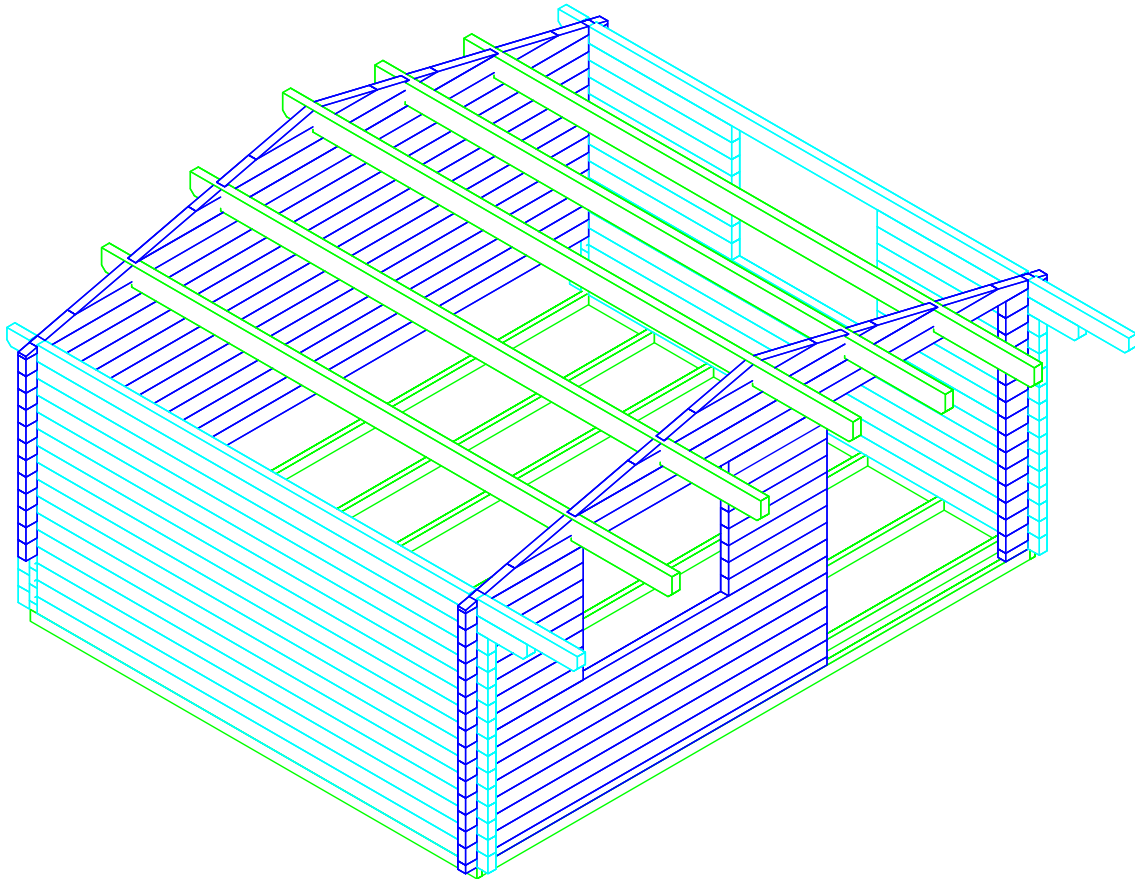


Kontrolliert durch:


Empty box for signature or name.

Achtung: Alle angegebenen Maße sind ca.-Maße!

# 3D-Darstellung und Grundriss Nordkap 70-M

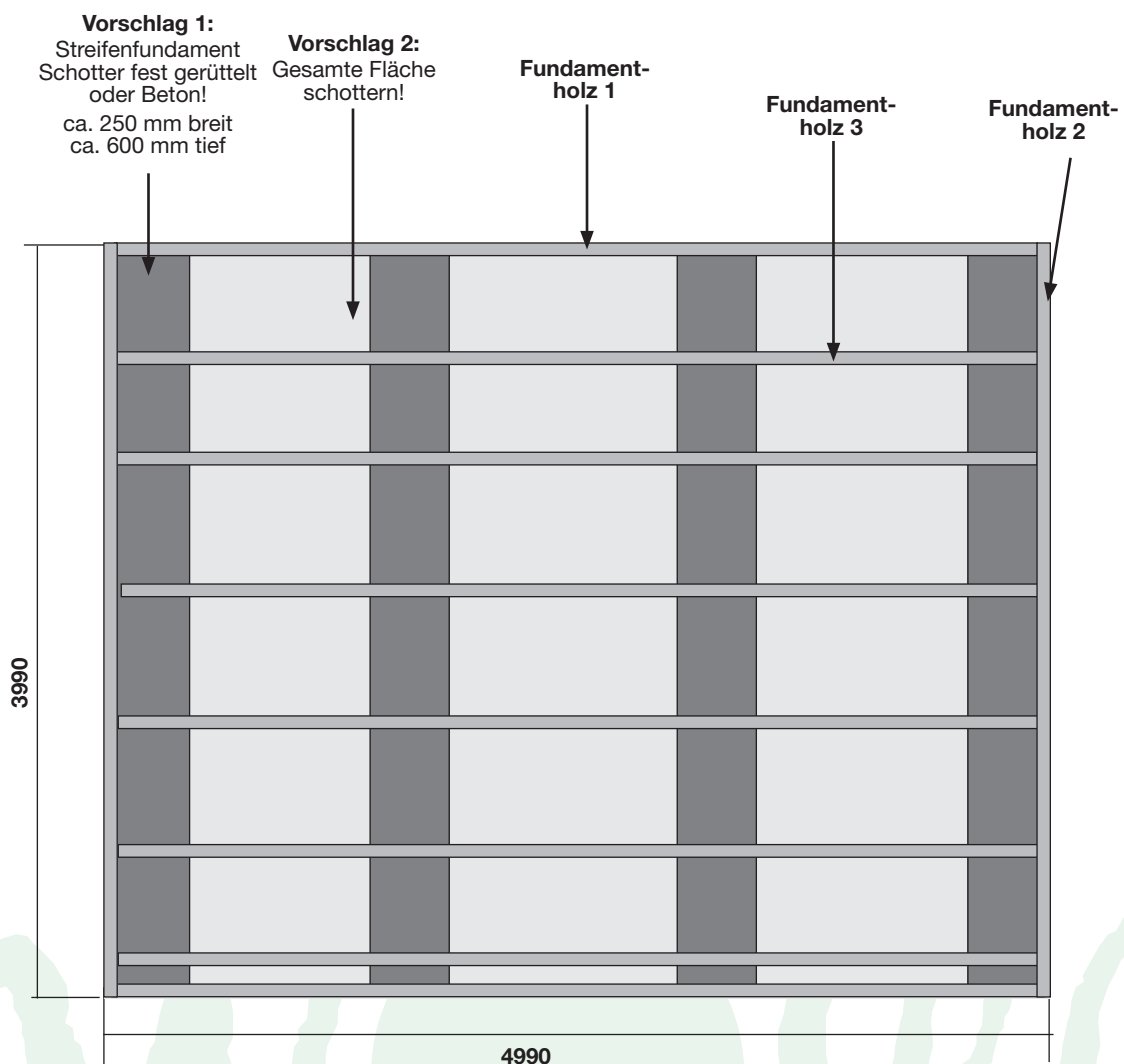


# Lagerholzplan Nordkap 70-M



# Fundamentplan Nordkap 70-M

Haustyp	Anzahl der Fundamenthölzer (B x H x L)
Nordkap 70-M	Fundamentholz 1: 2 (45 x 90 x 4900 mm) Fundamentholz 2: 2 (45 x 90 x 3990 mm) Fundamentholz 3: 6 (45 x 90 x 4900 mm)



**Dieser Fundamentplan ist ein unverbindlicher Vorschlag und kann individuell verändert werden!**

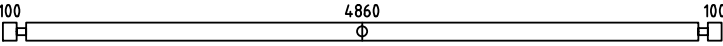
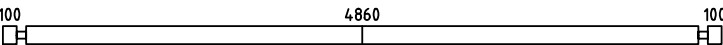



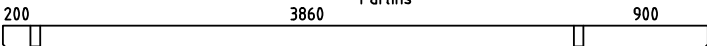












# Teileliste 1

## Nordkap 70-M

Pos		Arv	Profiil (mm)	LENGHT (mm)
001		1	70x130	4200
002		1	70x130	4200
003		5	70x130	4200
004		15	70x130	1450
005		1	70x130	1800
006		1	70x130	5100
007		1	70x130	4200
008		1	70x130	4200
009		12	70x130	4200
010		1	70x130	4550
011		1	70x130	5100
012		1	70x65	3232
013		1	70x65	370
014		1	70x130	3232
015		15	70x130	370
016		6	70x130	3232
017		8	70x130	1051
018		8	70x130	881
019		2	70x130	5200
020		8	70x123	510
021		2	70x130	3180
022		2	70x130	3240
023		4	70x54	225
024		2	70x130	1650
025		1	70x65	5200













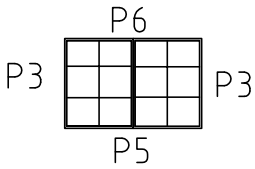
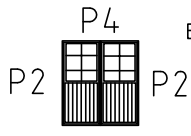










# Teileliste 2

## Nordkap 70-M

Pos		Qty	Profiil (mm)	LENGTH (mm)
026		1	70x130	5200
027		14	70x130	5200
GR1	 GROUNDFRAME	2	45x90	4900
GR2	 GROUNDFRAME	2	45x90	3990
FB1	 FLOORBEAMS	6	45x90	4900
Pr1	 Purlins	2	70x170	5100
Pr2	 Purlins	1	70x170	5100
Pr3	 Purlins	2	70x170	5100
	WINDOW 1290x996	2		
	DOOR 1588x1965	1		
1	Screws/Schrauben/Vis 5x100 mm- For fixing first row of wall logs /Fixierung des ersten Bohlenkranzes/Pour fixer les lames de plancher 	6		
2	Nails/Nägel/Clous 2.1x50 - For fixing floorboards/ Befestigung Fussbodenbretter/Pour fixer les lames de plancher 	495		
3	Nails/Nägel/Clous 2.1x50 - For fixing roofboards/ Befestigung Dachbretter/Pour fixer les voliges 	550		
4	Nails/Nägel/Clous 2.1x50 - For fixing floor edge trims/ Befestigung Fussleisten/Pour fixer les plinthes du plancher 	30		
5	Nails/Nägel/Clous 2.1x50 - For fixing roofing felt fillet/ Befestigung giebelabschlussbrett/Pour fixer la latte de finition de la couverture 	20		
6	Screws/Schrauben/Vis 3,5x50 mm- For fixing roof side boards and roof edge reinforcement Befestigung Traufenbretter und Traufenleisten Pour fixer les planches de rive et le tasseau de refront 	44		
7	Screws/Schrauben/Vis 3,5x50 mm- For fixing fascia boards and diamonds/ Befestigung Giebelblende und Raute Pour fixer les planches de rive et le diamant 	28		
8	Screws/Schrauben/Vis 3,5x50 mm- For fixing fwindow and door trims/ Befestigung Fenster und türen/ Pour fixer les croisillons des fenetres et des portes 	68		
9	Metal storm Brace/Gewindestange/Tige filetee 10 mm 	5		
10	Shim,Nuts/Mutter ,U-Scheibe/Ecrou;Rondelle 10 mm For fixing storm braces/ Pour fixer les anti tempete/ Für Sturmleisten Pour fixer les croisillons des fenetres et des portes Metal storm Brace/Gewindestange/Tige filetee 10 mm 	5/5		
	KL1 2 M10 2,63 m 2 Screws 180 10 pcs.			
	KL3 M10 2,18 m 3 Plastic caps 5 pcs.			

# Teileliste 3

## Nordkap 70-M

POS	ST.	B	H	L	ERKLÄRUNG
FB1	Vt. spetsi				 FLOORBEAMS
F2	18,75m <sup>2</sup>	28		3855	 FUSSBODENBRETTER 55/42/35
R1	5	70	170	5100	 ROOFBEAMS
R2	28,86m <sup>2</sup>	20		2830	 Dachbretter 138/108/88
R3	2	20	120	5100	 Vaste kehtuse kaltsenurka Frontboard 
R4	2	45	65	5100	 Vaste kehtuse kaltsenurka Frontboard fixing board 
R5	4	20	120	3000	 Vaste kehtuse kaltsenurka Girders facade 
R6	4	20	90	3000	 Topboard 
WN29	2	1290	996		 P6 P3 P3 P5
DR15	1	1588	1965		 P4 External door P2 P2
P1	18 m	20	40		 Floor edge trim
P2	4	20	90	1945	 Fixing boards for door 
P3	8	20	90	1100	 Fixing boards for door and WN29 
P4	2	20	90	1890	 Fixing boards for door DR 15 
P5	4	20	90	1250	 Fixing boards for windows WN29 
P6	4	20	90	1590	 Fixing boards for windows WN29 